



ASEAN  
NCAP  
[www.aseancap.org](http://www.aseancap.org)

ASEAN NCAP  
LABELLING  
GUIDELINE  
FOR MANUFACTURER  
(MALAYSIA ONLY)

*Version 1.1  
December 2019*

# **ASEAN NCAP LABELLING GUIDELINE FOR MANUFACTURER**

## **Table of Contents**

<b>1</b>	<b>INTRODUCTION .....</b>	<b>2</b>
<b>2</b>	<b>METHOD OF ASSESSMENT .....</b>	<b>3</b>
2.1	Application for ASEAN NCAP Label .....	3
2.2	Document Review and Verification .....	3
2.3	Application Approval .....	3
2.4	Issuance of ASEAN NCAP Label .....	3
2.5	Use of ASEAN NCAP Label .....	4
2.6	Overall Process Flow .....	5
	<b>APPENDIX A .....</b>	<b>6</b>
	<b>APPENDIX B .....</b>	<b>8</b>

# NEW CAR ASSESMENT PROGRAM FOR SOUTHEAST ASIAN COUNTRIES (ASEAN NCAP)

## ASEAN NCAP LABELLING GUIDELINE FOR MANUFACTURER

### 1 INTRODUCTION

ASEAN NCAP has revolutionized its rating system from a dual rating approach comprised of Adult Occupant Protection (AOP) and Child Occupant Protection (COP) to a single rating approach, which covers both the AOP and COP with an additional segment of Safety Assist. Although previous ASEAN NCAP protocols already specified the plate specifications, the usages among manufacturers differed with few manufacturers actually altered the plate designs provided by ASEAN NCAP.

In addition, there were also cases whereby few manufacturers utilized other New Car Assessment Program (NCAP) ratings such as Euro NCAP and Australian NCAP for safety brandings. Nevertheless, consumers raised concerns on the reliability of the declared ratings, as there is a tendency that the safety specifications offered in those countries or regions might not be the same and perhaps much lesser than the ones being offered in the Southeast Asian region.

To address the aforementioned issues and concerns, ASEAN NCAP has taken an initiative to introduce the ASEAN NCAP Labelling Compliance Guideline in order to reduce potential confusion on the information provided and encourage the dissemination of safety information among consumers. This particular guideline applies for all tested and non-tested vehicle models by ASEAN NCAP. Although ASEAN NCAP have established collaborations with the Ministry of Domestic Trade and Consumer Affairs (**KPDNHEP**) on the use of the ASEAN NCAP Label in Malaysia, this guideline can also be applied for other ASEAN countries.

As specified in ASEAN NCAP Labelling Compliance Guideline 2019 (Garis Panduan Pematuhan Pelabelan ASEAN NCAP 2019) by KPDNHEP, the guideline will be effective from 1<sup>st</sup> March 2019 until 29<sup>th</sup> February 2020 as voluntary phase. Beginning **1<sup>st</sup> March 2020**, ASEAN NCAP label will be compulsory to all passenger vehicles that are being displayed in showrooms or any promoting premises, hypermarkets etc.

**DISCLAIMER:** ASEAN NCAP has taken all reasonable care to ensure the information published in this guideline is accurate and reflects the technical decisions taken by the organization. In the unlikely event that this guideline contains a typographical error or any other inaccuracy, ASEAN NCAP reserves the right to make corrections and determine the assessment and subsequent result of the affected requirement(s).

## **2 METHOD OF ASSESSMENT**

### **2.1 Application for ASEAN NCAP Label**

- 2.1.1 Manufacturer to fill up the application form for each variant (e.g. if a particular model has three (3) variants, then manufacturer has to fill up three (3) different forms) and ensure that all details are sufficient. The application form is available in **Appendix A**.
- 2.1.2 Manufacturer is required to provide all related documents e.g. engineering drawings and technical specifications if manufacturer requests to include other NCAP rating.
- 2.1.3 Manufacturer to send the completed application form with supporting documents to ASEAN NCAP.

### **2.2 Document Review and Verification**

- 2.2.1 ASEAN NCAP will review and verify the submitted applications within three (3) working days.
- 2.2.2 ASEAN NCAP will inform manufacturer to resubmit the applications if incomplete.

### **2.3 Application Approval**

- 2.3.1 ASEAN NCAP Secretariat will verify the completed applications on the document's validity. Verified application will be forwarded to ASEAN NCAP Secretary General for approval.
- 2.3.2 ASEAN NCAP will notify the manufacturer on the decision of the approval status. If not approved, manufacturer is encouraged to resubmit the whole application.
- 2.3.3 Manufacturer have an option to apply for other than ASEAN NCAP rating in the ASEAN NCAP label. The application for other NCAPs are subject to the approval of Secretary General of ASEAN NCAP and the respective NCAP organization.
- 2.3.4 Manufacturer shall attach the following documents to apply for other NCAPs:
  - Safety specifications of vehicles sold in Malaysia
  - Crash test result from other NCAPs with detail specification of test vehicle
  - Declaration letter from principal conforming safety specifications available in vehicles sold in Malaysia are the same with the one tested by other NCAPs
- 2.3.5 All approved applications will be recorded in KPDNHEP log. Manufacturer will only use the label upon receiving KPDNHEP confirmation of record.

### **2.4 Issuance of ASEAN NCAP Label**

- 2.4.1 ASEAN NCAP will issue the ASEAN NCAP label to the manufacturer in the form of soft copy within fourteen (14) working days. Nevertheless, there will be certain cases in which ASEAN NCAP might require longer duration to process the application. In relation to this matter, ASEAN NCAP will notify manufacturer in advance.
- 2.4.2 The content of the label includes detailed information on the vehicle model, safety features, safety ratings and QR code. Samples of the label are illustrated in **Appendix B**.
- 2.4.3 ASEAN NCAP will specify the specific font and size, background of the label and printing size.

2.4.4 ASEAN NCAP will upload the complete specification and label of the vehicle model into ASEAN NCAP website. The QR code in the label can be scanned by a smartphone to allow users access to additional information.

**2.5 Use of ASEAN NCAP Label**

2.5.1 Manufacturer shall print and affix the ASEAN NCAP label to the side window and windshield of every model and variant that is available in the showrooms or any promoting premises.

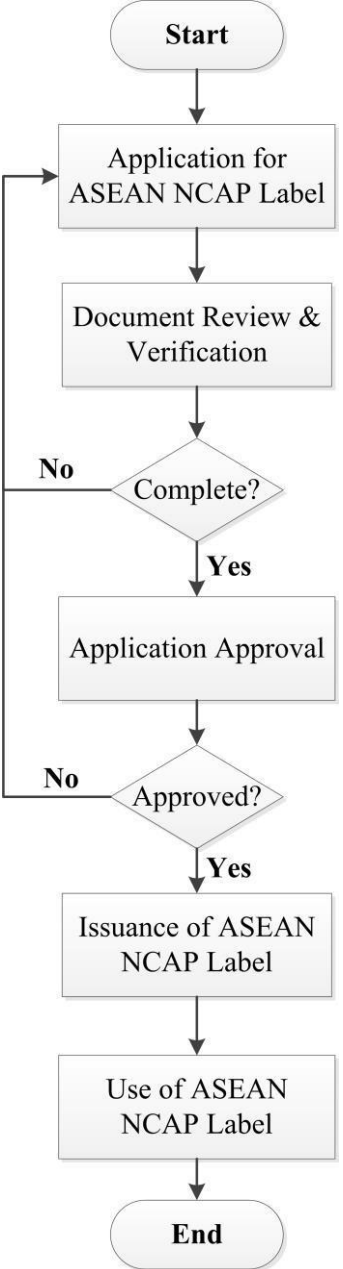
2.5.2 Manufacturer have an option to display the ASEAN NCAP label on the vehicle's price stand in the showroom. Manufacturer shall apply to ASEAN NCAP for the option and are subject to the approval by Secretary General of ASEAN NCAP. Manufacturer could contact ASEAN NCAP Secretariat for detail application's requirements.

2.5.3 ASEAN NCAP will assist to print the ASEAN NCAP label should manufacturer requests but with minimal charges.

2.6 Overall Process Flow

The overall process flow and respective references are illustrated in Figure 1.

Figure 1: Overall Flow Chart

Flow Chart	PIC	Reference
 <pre> graph TD     Start([Start]) --&gt; A[Application for ASEAN NCAP Label]     A --&gt; B[Document Review &amp; Verification]     B --&gt; C{Complete?}     C -- No --&gt; A     C -- Yes --&gt; D[Application Approval]     D --&gt; E{Approved?}     E -- No --&gt; A     E -- Yes --&gt; F[Issuance of ASEAN NCAP Label]     F --&gt; G[Use of ASEAN NCAP Label]     G --&gt; End([End])         </pre>	<p>Manufacturer</p> <p>ASEAN NCAP (Secretariat)</p> <p>ASEAN NCAP (Secretary General)</p> <p>ASEAN NCAP</p> <p>Manufacturer</p>	<p>ASEAN NCAP Labelling Application Form Version 1.1</p> <p>ASEAN NCAP will record labelling approval in KPDNHEP log.</p> <p>Manufacturer will only use the label upon receiving KPDNHEP confirmation of record.</p>

APPENDIX A



Version: 1.1  
Date: Jan 2019

**ASEAN NCAP Label Application Form**

Please fill up the following application form and attach related documents as required.

VEHICLE MODEL		
<i>Manufacturer</i>		
<i>Model</i>		
<i>Variant</i>		
<i>Capacity</i>		
SAFETY FEATURES		
<i>No. of airbags</i>		
<i>Anti - Lock Braking System (ABS)</i>	<input type="checkbox"/> Yes	<input type="checkbox"/> No
<i>Electronic Stability Control (ESC)</i>	<input type="checkbox"/> Yes	<input type="checkbox"/> No
<i>Blind Spot Detection</i>	<input type="checkbox"/> Yes	<input type="checkbox"/> No
<i>Lane Keep Assist</i>	<input type="checkbox"/> Yes	<input type="checkbox"/> No
<i>Lane Departure Warning</i>	<input type="checkbox"/> Yes	<input type="checkbox"/> No
<i>Forward Collision Warning</i>	<input type="checkbox"/> Yes	<input type="checkbox"/> No
<i>Seatbelt Reminder</i>	<input type="checkbox"/> Driver	<input type="checkbox"/> Front Passenger <input type="checkbox"/> Rear Passengers
<i>Autonomous Emergency Braking (AEB)</i>	<input type="checkbox"/> AEB City	<input type="checkbox"/> AEB Pedestrian <input type="checkbox"/> AEB Inter-urban
<i>Other safety features</i> <i>(Please specify and attach new page (if insufficient space) and related documents)</i>		

*Note – Please enclose vehicle model brochure with specific variant.*



Version: 1.1  
Date: Jan 2019

## ASEAN NCAP Label Application Form

<b>ASEAN NCAP Ratings</b> <i>(Please attach related documents)</i>	<input type="checkbox"/> 5-star <input type="checkbox"/> 4-star <input type="checkbox"/> 3-star  <input type="checkbox"/> 2-star <input type="checkbox"/> 1-star <input type="checkbox"/> 0-star
---	--

<b>Other NCAPs Ratings</b> <i>(Please specify and provide related documents)</i>	<u>NCAPs</u>	<u>Ratings</u>
---	--------------	----------------

**Submitted by:**

\_\_\_\_\_  
 Name:  
 Designation:  
 Date:

**FOR OFFICE USE:**

**REF NO.**


Checked & Received by:

\_\_\_\_\_  
 Name:  
 Designation:  
 Date:




## APPENDIX B


### Sample of ASEAN NCAP rating



KPDNHEP




MINISTRY OF TRANSPORT



MIROS  
MULTI-ROTEST TEST OF ROAD SAFETY PROGRAM  
ASEAN ROAD SAFETY CENTRE

---



**TOYOTA**

Model : C-HR  
Variant : 1.8 MID  
Capacity : 1.8 L  
Ref : XXX/XXX/XXX

SAFETY FEATURES

- No. of Airbags: 7
- Anti - lock Braking System (ABS)
- Electronic Stability Control (ESC)
- Blind Spot Detection
- Lane Keep Assist
- Lane Departure Warning
- Forward Collision Warning

**Seatbelt Reminder**

- Driver
- Front Passenger
- Rear Passangers

**Autonomous Emergency Braking (AEB)**

- AEB City
- AEB Pedestrian
- AEB Inter - urban


**Others**

- Scan QR code for more info

---

SAFETY RATINGS

ASEAN NCAP




TOYOTA C-HR  
TESTED APRIL 2018

ASEAN  
NCAP  
www.aseanncap.org


Other NCAPs

NCAP	RATINGS	DATE TESTED
-	-	-


### Sample without ASEAN NCAP rating



KPDNHEP




MINISTRY OF TRANSPORT



MIROS  
MULTI-ROTEST TEST OF ROAD SAFETY PROGRAM  
ASEAN ROAD SAFETY CENTRE

---



Model : VW Polo 2017  
Variant : TSI Comfortline, LHD  
Capacity : 1.0 L  
Ref : XXX/XXX/XXX

SAFETY FEATURES

- No. of Airbags: 7
- Anti - lock Braking System (ABS)
- Electronic Stability Control (ESC)
- Blind Spot Detection
- Lane Keep Assist
- Lane Departure Warning
- Forward Collision Warning

**Seatbelt Reminder**

- Driver
- Front Passenger
- Rear Passangers

**Autonomous Emergency Braking (AEB)**

- AEB City
- AEB Pedestrian
- AEB Inter - urban


**Others**

- Scan QR code for more info

---

SAFETY RATINGS

ASEAN NCAP



Other NCAPs

NCAP	RATINGS	DATE TESTED
-	-	-

Note – Label must be printed in color with A4 size paper (landscape).

# ACKNOWLEDGEMENT



Bahagian Standard Kepenggunaan  
Kementerian Perdagangan Dalam Negeri Dan Hal Ehwal Pengguna  
Putrajaya  
Tel : +603-8882 5886  
Faks : +603-8882 6960  
Email: [mystandard@kpdnhep.gov.my](mailto:mystandard@kpdnhep.gov.my)  
Website: [www.kpdnhep.gov.my](http://www.kpdnhep.gov.my)

Prepared by:

Ir. Dr. Khairil Anwar Abu Kassim, Mohd Hafiz Johari, Salina Mustaffa, Yahaya Ahmad, Zulhaidi Mohd Jawi,  
Muhammad Shafiq Ahmad Laili, Najihah Wahi.



## ASEAN NCAP

Ground Floor, Lot 127,  
Jalan TKS 1,  
Taman Kajang Sentral,  
43000 Kajang,  
Selangor, Malaysia.



+603-8924 9200 (ext. 424)



+603-8733 2005



[enquiries@aseancap.org](mailto:enquiries@aseancap.org)



[www.aseancap.org](http://www.aseancap.org)